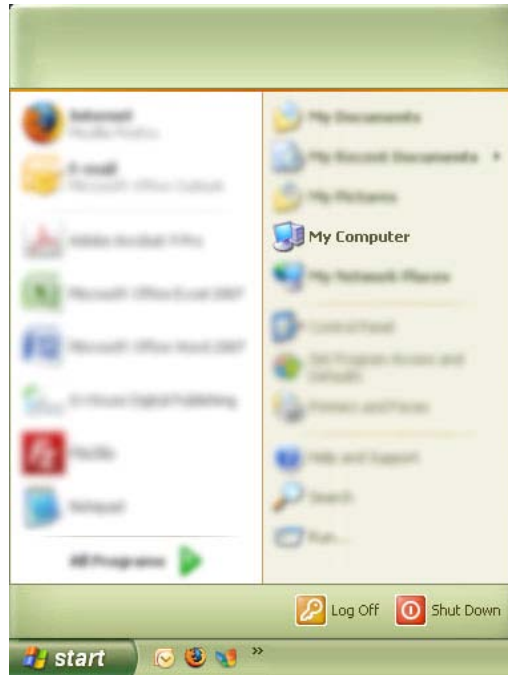


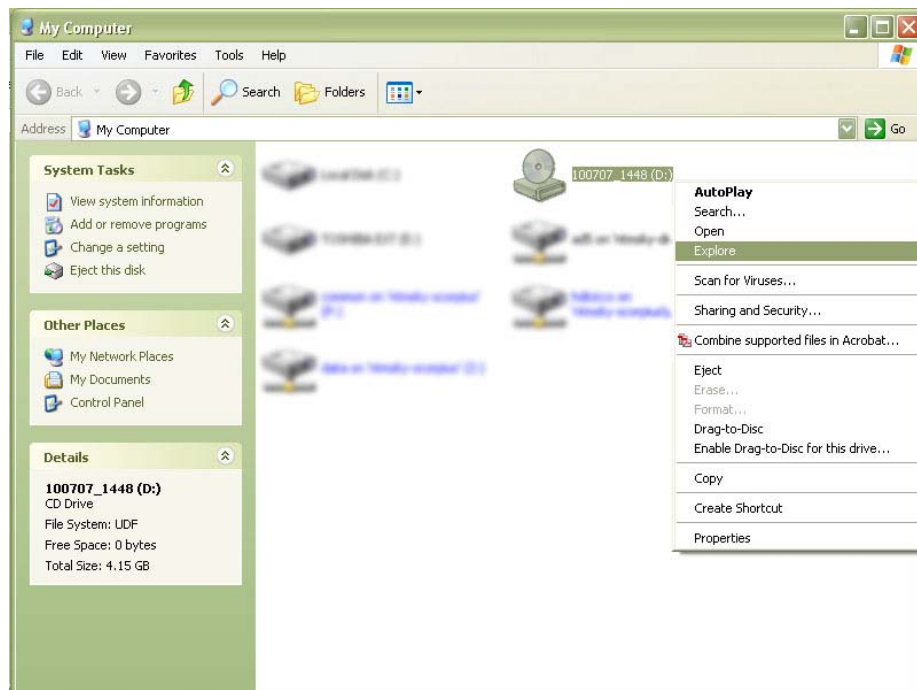
## How to access *Learn to Quilt* DVD-ROM files

If you are having trouble opening any of the *Learn to Quilt* files from your disk, please follow these instructions to manually open both the *Learn to Quilt* “Everything You Need to Know to Make Your First Quilt” issue as well as the 12 video quilting lessons.

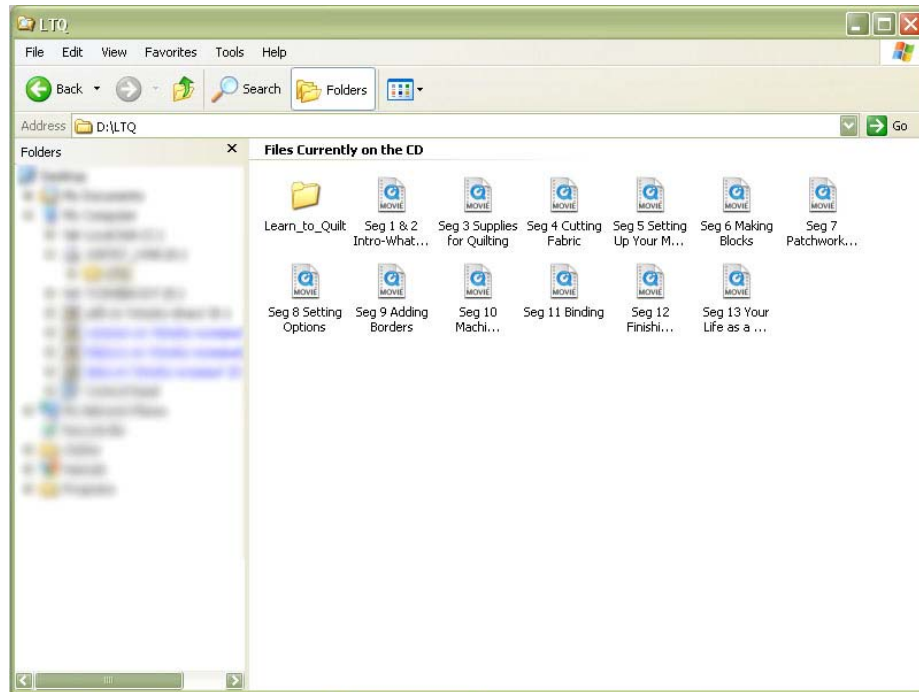
1. Open **My Computer** from your **Start Menu**



2. Right-click on the **(D:)** drive and select **Explore**



3. Double-click the **LTQ folder** (the contents of which are shown below). Here you will find 12 different .mov files, each of which is a different segment of your video quilting lessons with Marianne and Mary Fons. Double-click each file to launch it in your default video player. You may need to download QuickTime Player, a free application available at: <http://www.apple.com/quicktime/download/>



4. Double-click the **Learn\_to\_Quilt** folder (the contents of which are shown below). To launch *Learn to Quilt's* "Everything You Need to Know to Make Your First Quilt" issue, double-click either the **index.htm** or **index.html** file which will open in your default web browser. Please disregard the other files in this folder.

